



HOLDFAST BUZZ

Inside this issue:

From the President	2
Fractured Fighter	3
Flying Achievements	3
HMAC Auction Details	4
Next Spektrum Class	5
October General Meeting	5
Working Bee - Lend a Hand	5
Welcome New Members	5
Car Race Track Operational	6
Christmas BBQ Date Set	6
Naracoorte Club Fun-Fly	6
From Our Sponsor	7
Instructor Roster	8
Competition Results	8
Upcoming Events	8

ANNUAL AUCTION

Nov 3rd - Save the Date!

If you're after a bargain, this is the place to be, as most sellers are prepared to do a deal!

Full details on page 4

Students Take Control at HMAC



HMAC proudly sponsored by
modelflight RC

Students from Glenunga International School visited HMAC on September 8th and were welcomed by President Kingsley Neumann. After being treated to flying demos by Ashley West and Horst Dahms, they were then given the opportunity to try their flying skills. Shown here is a keen learner being given control of the aircraft by watchful instructor Dave Whitten (R).

The HMAC newsletter is your vehicle for sharing information, experiences, building projects, etc. with your fellow members. If you have photos of your latest model, a construction in progress or handy tip you'd like to share, please send it to Geoff at buzz@holdfastmac.asn.au for inclusion in a future edition of BUZZ.



Kingsley Neumann

"... The Annual Auction is on again in November. It takes the place of our normal Meeting on Friday November 3rd ..."

From the President

I often make reference to the inclement weather in these notes. Well, we certainly have had more than our fair share this past winter. I must thank all of the Instructors, Assistant Instructors, and students who continue to roll up for Sunday training sessions. And now that it is Spring we are still having bad windy days. Hopefully, it will settle down and we can all get on with enjoying our flying!

The Committee has approved the development of an off-road model car track in the southwestern corner of our field. This track is intended for the use of HMAAC Members and their families only. We are bound by our constitution to promote Model Aviation but this little diversion is fairly harmless and can be done on windy days. We must be vigilant in monitoring who uses the track.

The large quantity of excess soil has been moved and the septic tank area has been covered with sandy loam. It won't be long and we should see some grass growing in the area.

The change of season always reveals work to be done around the place so we will be having a Working Bee on Saturday, October 28th. Watch out for further advice. We will be attempting a working check list for all Members to see, on the whiteboard in the old shed. This should be quite useful because a lot of small jobs do not need a general work day but can be attended to by anyone with the time and will to work.

There is a simple fix available for the ingress of water in the outside toilet but it does involve a small group of people. Watch the notice board. Remember, it is your Club and we should all pull our weight. We have a good selection of tools and paint in the various sheds. See a committee person for access. Thanks go to Henry for painting all of the starting tables. Thanks also to Greg Peake our intrepid tractor driver for keeping the grass trimmed so neatly.

The next Social Meeting (Friday, October 6th) will be interesting. We will be introduced to the Club's Automatic Emergency Defibrillator (AED) by Henry Cowell from St John's Education Unit. Henry is an entertaining presenter and I am sure that people will be impressed with the machine; we just might save someone's life with it one day. Henry can also give advice on First Aid concerns. Ian Faulkner has recently checked our First Aid boxes and sadly, many items contained in them required replacement. We could all do with some refresher training in this department.

The Annual Auction is on again in November. It takes the place of our normal Meeting on Friday November 3rd and it is at the usual Venue, Cosgrove Hall in Clovelly Park.

We will have the Annual Christmas BBQ at the Clubrooms on Sunday December 3rd in place of the Club Competition day. This is also the day that trophies are presented. Now, if only that weather would clear up a bit, I think I might fly a model or two!

Kingsley Neumann
President



Two of our Latest Solo Graduates




Braedon Medder (R)



Nik Stollznov

Fractured Fighter - by John Jefferson



At a recent club combat event my seven year old World War II P51 Mustang came to grief. I had just taken-off in readiness for a combat sortie when the engine died. Deadstick! The P51 was at an awkward height heading for the northern fence. What to do? Fly straight into the wind and risk hitting the fence on the way down or veer to the right (with a cross-wind) and try to land in the rough. I chose the latter and she came down in the rough.

Upon inspection the wing mount had separated from where it was glued in the fuselage. No damage to the wing apart from a minor hole which would be a quick fix. However, the fuselage had a few cracks which would need a few drops of cyano to repair. The wing mount would need some 30 minute two part epoxy.

At home in the workshop I removed the engine, fuel tank, servos, receiver, battery and ancillary systems so I could thoroughly check the whole airframe for damage. Nothing apart from what I had seen at the field. Good, the repairs would be straightforward. What became obvious was the fact that the covering material's adhesive had deteriorated in a number of places, mainly where the oil residue from the engine had seeped through the covering's joins. Only one way to fix that – strip the covering and re-do it. Once the glue repairs had cured, out came the heat gun and the fuselage (and tail feathers') covering was removed. No need to remove the wing covering; that was still in good condition. Next step was to give the fuselage a very light sanding and wipe down with methylated spirit.

"... When I'm building a model I cover the various parts before assembly, which is my preferred and easy way of doing it ..."

OK, what to do next? I had the option of preparing the fuselage for covering by applying Balsaloc to seal it and ensure good adhesion of the covering film; or apply a thin coat of sealer/primer paint for the same result. I have used Balsaloc on previous models so was aware of its capability. This time I thought I'd experiment with the sealer/primer approach, so a piece of scrap balsa was sealed, sanded and covered with film. Hey, it worked well. Accordingly the fuselage was painted with the sealer/primer. Once dry it was lightly sanded and cleaned in readiness for the covering. Rummaging through my leftover bits of covering I had a half roll each of some red and some reddish coloured film which were waiting to be used. I know it's not a colour used on P51s but I worked on the basis of the aircraft being mainly used for combat with attendant risk of a mid-air collision during sorties so there was no point in having an investment in expensive silver coloured film. When I'm building a model I cover the various parts before assembly, which is my preferred and easy way of doing it. This time I did it with the tail feathers affixed as the glue joins were in good condition. It's a bit trickier but easily achievable with patience.

The original model had WWII US Army Air Force decals – classic "stars and bars". Just to be different I decided to affix RAAF roundels, albeit the later version with a red kangaroo in the centre. The RAAF did fly Mustangs so why not be patriotic? I know the colour and roundel combination are not true to scale but the hybrid will be somewhat easier to see in the air. Besides, this repair job was a case of minimising cost and utilising as much material as I had on hand.

When the new covering was finished it was time to refit the engine, fuel tank, servos, control rods and other components. Set and check the control throws and centre of gravity. It was ready for the post-repair test flight on a suitable day.

The suitable day arrived. At the field a range check was undertaken, fuelled up, motor started, control check and out onto the strip. A good take-off and away she went. In the air it was obvious she needed a bit of trimming; a few clicks of up elevator, left aileron and right rudder and she was able to fly hands-off. A few circuits and aerobatics and set up for a landing. Once on the ground a check to make sure everything was as should be; nothing loose, all repairs secure.

Three more flights later I was confident she was prepared for the next combat sortie. We'll be ready when the Contest Director tells us to scramble!



Flying Achievements

Award	Member	Instructors
Solo	Braedon Medder	Kingsley Neumann, John Jefferson
Solo	Nik Stollznow	Kingsley Neumann, John Jefferson



HOLDFAST MODEL AERO CLUB

ANNUAL AUCTION

Friday November 3rd 2017

Cosgrove Hall
50 York Ave, Clovelly Park

Admission: \$5.00, Juniors (under 18) Free

Doors open at 6:30 pm for setup only

Trading tables operate from 7:00 pm

Auction commences at 7:30 pm

Snacks & refreshments available

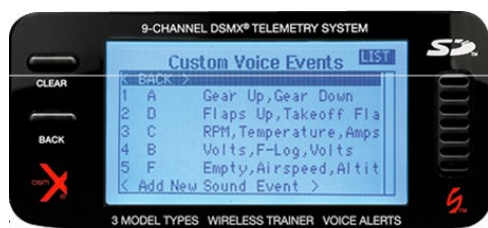
Great Door Prizes!

HMAC proudly sponsored by

modelflight RC



Another Spektrum Radio Programming Class Scheduled



We will be running another Spektrum Radio Programming Class in October. This time the class will be split into two separate 1/2 day sessions, the first being an introduction to Programming and the second dealing with more Advanced Programming. People can enrol for either or both sessions depending on their level of experience. The only pre-requisite is that attendees must own a Spektrum DX6 Tx or above.

Dates

Friday October 13th, 9:30 am - 12:30 pm

Session 1 - Introductory Programming

This session will provide information on how to navigate the transmitter menus and set up a simple model.

Friday October 20th, 9:30 am - 12:30 pm

Session 2 - Advanced Programming

This session will cover more detailed model setup including flight modes, mixes and voice alerts. Other topics covered will be wireless trainer setups and configuration of an AS3X programmable receiver.

Please contact Geoff Haynes (vicepresident@holdfastmac.asn.au) to register.



October General Meeting Presentation

At our General Meeting on Friday October 6th, Henry Cowell from St John's Ambulance will demonstrate the use of our recently acquired Automated External Defibrillator (AED) and update us on First Aid. We can all do with a first aid update from time to time so come along. You never know, it may just help you to save a life!



Lend a Hand at the Next Working Bee

A working bee will be held on Saturday October 28th starting at 9.00 am. Please keep this date open, Many hands make light work. Keep an eye on the white board on the Western wall of the the club shed. Jobs to be done will be listed on that board shortly.



Welcome to New Members

We extend a warm welcome to **Nik Stollznow, Shane Bissmire, Rob Miels, Kim Whitburn** and **Mike O'Reilly** who have joined the club in recent weeks. We hope you continue to participate in this enjoyable, sometimes challenging, sport.

Looking to Buy or Sell R/C Gear?



Why not use our free Buy & Sell service on our Web Site. Send details & photos to Geoff Haynes — buzz@holdfastmac.asn.au

Race Track Adds Another Facet to Club Membership - Andy Hollitt



HMAC now has an off road race track in the South West corner of the field. While you're free to run whatever you want, it's better if everyone is racing the same class. I'm recommending electric 1/10 scale, Short Course Trucks with a 10 turn motor as they're tough and lots of fun to drive. We now have 6 members with these and there's been some fast and furious, door-bashing racing.

The Hobao/Offna Hyper 10 SC is my favourite, the Turnigy Trooper from Hobbyking is a good truck at a good price and Short Course Trucks from Losi (Modelflight) or Associated are great. These all have spare parts readily available.

It's hard to organise race meets around the weather. We have a text message group and we also toss a truck and radio in the car when we go to the field (2.4GHz radios only please). The track drains well and is usable 2 days after heavy rain. We can also run on the track if it's too windy to fly. I've been able to source used trucks for members so if you need more information contact me, Andy Hollitt, at:

ahollitt@adam.com.au



Christmas BBQ & Trophy Presentation

It seems as if we're giving way too much notice, but our Christmas BBQ is less than 10 weeks away! So mark the calendar - **Sunday December 3rd**. It's also the day on which trophies are awarded to annual competition winners and special achievers. It will be held at the HMAC Clubroom from 12:30 pm, so bring along your partner and enjoy a great lunch.

Food & Soft drinks provided. BYO alcohol.



Naracoorte Model Aero Club

Fun Fly

11th + 12th November 2017

- We have a large flat open area with a mown grass strip suitable for most types of aircraft.
- Naracoorte has many accommodation options.
- Got a van, tent or swag, you are welcome to camp on site.
- Catering available both days, with our fantastic Roast Dinner on Saturday night.
- MAAA card to be sighted on registration.

For more information

Email: naracoorte.model.aero.club@outlook.com

Or Call:- Matthew Dunstan (President) - Ph: 0419 852 413

Matthew Hoskings (Secretary) - Ph: 0417 626 375

BE ONE WITH YOUR AIRCRAFT

It doesn't matter if you're screaming through an FPV race course at 90 mph or striving for 3D perfection. The seamless sense of connection you experience at the sticks of a Spektrum™ transmitter will truly make you feel like you are one with your aircraft.




Learn more at modelflight.com.au



DX9 Black Edition

Official Transmitter of Team Spektrum FPV

- Dedicated Multirotor Software
- Integrated Lap Timer
- Racing Telemetry



DX8

The Perfect Choice for 3D Pilots

- Multiple-Servo Control Surface Setups
- 5 Available Flight Modes
- Pre-Set and Programmable Mixes

modelflight **RC**

VISIT US
130 Goodwood Rd, Goodwood

CALL
08-8186-4250

SERIOUS FUN.®



SCHEDULE OF EVENTS

- Sun Oct 1 - Pylon & Combat
- Wed Oct 4 - MASA Meeting
- Fri Oct 6 - General Meeting
- Wed Oct 18 - Committee Meeting
- Wed Nov 1 - MASA Meeting
- Fri Nov 3 - HMAA Annual Auction
- Sun Nov 5 - Pylon & Combat
- Wed Nov 15 - Committee Meeting

Newcomers to R/C modelling are catered for by setting aside every Sunday morning from 10 am when qualified instructors will teach all aspects required for the safe operation of the model. During the training period no other models are allowed to fly, ensuring the least possible distractions to the student.

Pylon & Combat Competition Results

August 6

No Pylon or Combat Missions flown due to poor weather

September 3

No Pylon or Combat Missions flown due to poor weather



Safety Reminder Are You Remembering to use Safe-Tags?



If you aren't using Safe Tags to identify the disarmed state of your electric models, you should be! It is a Club requirement. For details of the Safe Tag System and how to use it, visit our website at www.holdfastmac.asn.au/technical-articles/safetag-system/
Safe Tags are simple to make - we'll even supply you with the green ribbon. Stay Safe!

Instructor Roster (October - November)

Date	Instructor	Instructor	Assistant
OCT 1	Kingsley Neumann		Ted Carter
OCT 8	Max Thomas	John Jefferson	Geoff Haynes
OCT 15	Kingsley Neumann		Ted Carter
OCT 22	Max Thomas	Kingsley Neumann	Geoff Haynes
OCT 29	John Jefferson		Ted Carter
NOV 5	Max Thomas	John Jefferson	Geoff Haynes
NOV 12	Kingsley Neumann		Ted Carter
NOV 19	Max Thomas	John Jefferson	Geoff Haynes
NOV 26	Kingsley Neumann		Ted Carter
DEC 3	Christmas BBQ & Trophy Presentation		

The following instructors are often available and are invited to assist when they can:
Shawn Jones, Alan Ayles, Ian Cole, Ian Williams, Graham Paterson

The Club is fortunate to have a dedicated band of Instructors and Assistants who offer their services to learners almost every Sunday. We would like to have more people on the Roster to ease the workload. If you can help please speak up and we can arrange the necessary Instructor Course. Gold Wings standard is a prerequisite for all Instructors.